


SMKDSP 1,5/12

Order No.: 1733512

The figure shows a 10-position version of the product

<http://eshop.phoenixcontact.de/phoenix/treeViewClick.do?UID=1733512>

Printed circuit terminal block, nominal current: 17.5 A, rated voltage: 250 V, pitch: 5.0 mm, no. of positions: 12, mounting: Soldering, type of connection: Screw connection, connection direction from the conductor to the PCB: 35°

Commercial data

| | |
|--------------------------|-------------------|
| EAN | 4017918026653 |
| Pack | 50 Pcs. |
| Customs tariff | 85369010 |
| Weight/Piece | 0.01777 KG |
| Catalog page information | Page 57 (CC-2007) |

Product notes

WEEE/RoHS-compliant since:
01/01/2003



<http://www.download.phoenixcontact.com>
Please note that the data given here has been taken from the online catalog. For comprehensive information and data, please refer to the user documentation. The General Terms and Conditions of Use apply to Internet downloads.

Technical data

Dimensions / positions

| | |
|---------------------|-------|
| Pitch | 5 mm |
| Dimension a | 60 mm |
| Number of positions | 12 |

| | |
|------------------------|--------------|
| Pin dimensions | 0,9 x 0,9 mm |
| Hole diameter | 1.3 mm |
| Screw thread | M 3 |
| Tightening torque, min | 0.5 Nm |

Technical data

| | |
|------------------------------------|---------------------|
| Insulating material group | I |
| Rated surge voltage (III/3) | 4 kV |
| Rated surge voltage (III/2) | 4 kV |
| Rated surge voltage (II/2) | 4 kV |
| Rated voltage (III/2) | 320 V |
| Rated voltage (II/2) | 630 V |
| Connection in acc. with standard | EN-VDE |
| Nominal current I_N | 17.5 A |
| Nominal voltage U_N | 250 V |
| Nominal cross section | 1.5 mm ² |
| Maximum load current | 22 A |
| Insulating material | PA |
| Inflammability class acc. to UL 94 | V0 |
| Internal cylindrical gage | A1 |
| Stripping length | 7 mm |

Connection data

| | |
|--|----------------------|
| Conductor cross section solid min. | 0.14 mm ² |
| Conductor cross section solid max. | 2.5 mm ² |
| Conductor cross section stranded min. | 0.14 mm ² |
| Conductor cross section stranded max. | 1.5 mm ² |
| Conductor cross section stranded, with ferrule without plastic sleeve min. | 0.25 mm ² |
| Conductor cross section stranded, with ferrule without plastic sleeve max. | 1.5 mm ² |
| Conductor cross section stranded, with ferrule with plastic sleeve min. | 0.25 mm ² |
| Conductor cross section stranded, with ferrule with plastic sleeve max. | 1.5 mm ² |
| Conductor cross section AWG/kcmil min. | 26 |
| Conductor cross section AWG/kcmil max | 14 |

| | |
|---|----------------------|
| 2 conductors with same cross section, solid min. | 0.14 mm ² |
| 2 conductors with same cross section, solid max. | 1 mm ² |
| 2 conductors with same cross section, stranded min. | 0.14 mm ² |
| 2 conductors with same cross section, stranded max. | 0.75 mm ² |
| 2 conductors with same cross section, stranded, ferrules without plastic sleeve, min. | 0.25 mm ² |
| 2 conductors with same cross section, stranded, ferrules without plastic sleeve, max. | 0.5 mm ² |
| 2 conductors with same cross section, stranded, TWIN ferrules with plastic sleeve, min. | 0.5 mm ² |
| 2 conductors with same cross section, stranded, TWIN ferrules with plastic sleeve, max. | 1 mm ² |

Certificates / Approvals

Approval logo



CSA

| | |
|--------------------------------|-------|
| Nominal voltage U _N | 300 V |
| Nominal current I _N | 10 A |
| AWG/kcmil | 28-14 |

CUL

| | |
|--------------------------------|-------|
| Nominal voltage U _N | 300 V |
| Nominal current I _N | 10 A |
| AWG/kcmil | 30-14 |

UL

| | |
|--------------------------------|----------------------------------|
| Nominal voltage U _N | 300 V |
| Nominal current I _N | 10 A |
| AWG/kcmil | 30-14 |
| Certification | CB, CCA, CSA, CUL, GOST, SEV, UL |

Accessories

| Item | Designation | Description |
|------|-------------|-------------|
|------|-------------|-------------|

Marking

| | | |
|---------|-----------------------|---|
| 0804183 | SK 5/3,8:FORTL.ZAHLEN | Marker card, printed horizontally, self-adhesive, 12 identical decades marked 1-10, 11-20 etc. up to 91-(99)100, sufficient for 120 terminal blocks |
|---------|-----------------------|---|

Plug/Adapter

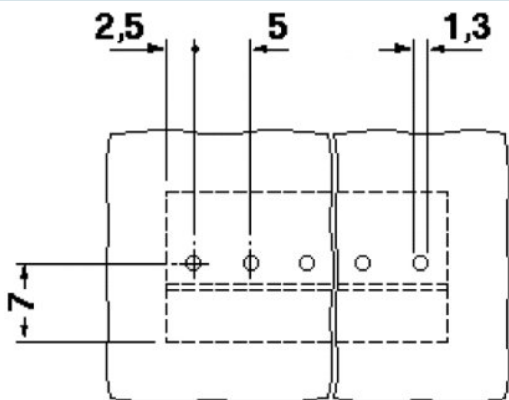
| | | |
|---------|--------|---|
| 0201744 | MPS-MT | Test plug, consisting of: Metal part for 2.3 mm diameter socket hole |
| 0201647 | RPS | Reducing plug, for transition from 4 mm diameter test plug socket, insulation: gray |

Tools

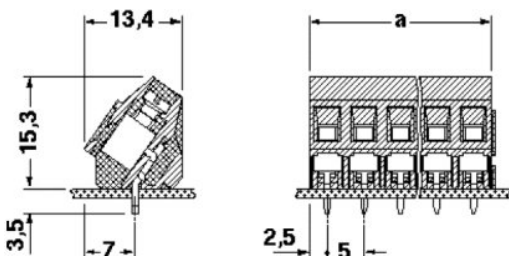
| | | |
|---------|-------------|--|
| 1205053 | SZS 0,6X3,5 | Screwdriver, bladed, matches all screw terminal blocks up to 4.0 mm ² connection cross section, blade: 0.6 x 3.5 mm, without VDE approval |
|---------|-------------|--|

Drawings

Drilling diagram



Dimensioned drawing



Address

PHOENIX CONTACT GmbH & Co. KG
Flachsmarktstr. 8
32825 Blomberg, Germany
Phone +49 5235 3 00
Fax +49 5235 3 41200
<http://www.phoenixcontact.com>



© 2008 Phoenix Contact
Technical modifications reserved;